



**TALENT TREE
SCHOOL**
Learning Today - Leading Tomorrow

TALENT TREE SCHOOL, MEHAM

(Address: 107th Milestone, Opposite Panchmukhi Hanuman Mandir, Nh – 9, Delhi – Hisar Road,
Meham (Rohtak) 124112)

Summer Vacations



Holiday Homework

Holidays will start from 1st June to 30th June
and school will re-open on 1st July

Class : 4th

Student Name : _____



TALENT TREE SCHOOL, MEHAM

Summer Vacation's Homework

Class : IV

General Instructions:

- 1. Do the Holidays Homework in separate notebook. None of the below given work is meant to be done in fair notebook.*
- 2. Holidays Homework for all the subjects should be done in a single notebook.*
- 3. Word-Meanings given in English Holidays Homework are meant to be done in a separate notebook as this work is going to be carried forward throughout the session.*
- 4. Cover your fair notebooks and prepare index on first page.*
- 5. Practice the 50 commonly used sentences attached along with your Holidays Homework sheet throughout the vacations.*

English:-

1. Do the reading and speaking sections of Enrichment Activity - 1 given on pg. no. 28 of your Communicate with Cambridge coursebook.
2. Read Ch.1 and 2 of Communicate with Cambridge workbook.
3. Read Ch.-2 (My Early Home) and Poem - 2 (Choosing Their Names) of your coursebook.
4. Pick 5 new words daily either from a story book or your coursebook / workbook and write their meanings with the help of a dictionary.
5. Write a story in your own words about True Friendship.
6. Write a paragraph in about 12 sentences on the following topics:
 - a) My plans for summer vacations
 - b) How to stay healthy
 - c) My favourite television programme
7. Write 4 lines of cursive handwriting in your book "Targeting Handwriting" daily.
8. Do the attached worksheet.

(Topic : Sentences)

Hindi:-

- हिंदी पाठमाला :-पाठ -2 याद करें । पाठ 3 पढ़ें व कठिन शब्द ढूंढ कर लिखें।
- हिंदी व्याकरण :- पाठ 2 याद करें और पाठ 3 पढ़ें।
- 15 पेज देवनागरी लिपि पुस्तक में सुलेख लिखिए।
- परियोजना कार्य- भारत के कोई भी 15 राज्य और उन राज्यों में बोले जाने वाली भाषाओं की सूची तैयार कीजिए।

Maths:-

➤ **Reading Homework :**

- Do the pre-reading of chapter- 2 and 3 from book.
- Read about famous Mathematicians (Page no. 229) from book.

➤ **Written Homework:**

- Write New Terms with their meaning of chapter- 2, 3 and 4 in notebook.

New Terms

Chapter-2

- 1. Addition: - Adding two or more numbers to find the total value**
- 2. Addends: - Numbers to be added**
- 3. Sum:- Answer of addition**
- 4. Subtraction:- Take away something from total number of things**
- 5. Minuend:- The bigger number from which smaller number is subtracted**
- 6. Subtrahend:- The smaller number which is subtracted**
- 7. Difference:- Result of subtraction**

Chapter-3

- 1. Multiplication:- Repeated addition is called multiplication**
- 2. Multiplicand:- The number is to be multiplied**
- 3. Multiplier:- Number by which multiply**
- 4. Product:- Result of multiplication**

Chapter-4

- 1. Division:- Equal sharing is called division**
- 2. Dividend:- The number that is to be divided**
- 3. Divisor:- Number by which the dividend is to be divided**
- 4. Quotient:- Result of division**
- 5. Remainder: The number that is left over after division**

- Do page- 12 to 31 in Table Book.

➤ **Project/Model:**

- Make a Indian Place Value Chart and represent any five 6-digits number in it .(Use A4 Sheet and different colours)
- Make a chart on currencies of the world. You may also find the exchange value of each currency against the Indian rupees.

Science:-

Activities:-

- 1) Collect the labels from jars containing pickle, ketchup, jams etc. Read the names of preservatives written on them. Either paste the labels in your scrapbook or write names of preservatives. At least collect this information from 10 food items.
- 2) Brush your teeth daily to keep them healthy. Your teeth will be examined after you come back to school. Also prepare a chart showing the correct method of brushing teeth.
- 3) Make a colourful poster on title:-
“Healthy diet gives you might”.
- 4) Make a working or non working model of Human Digestive System or structure of tooth.
- 5) Make a first aid box and **The Best** will be kept in the school.

Learning work:-

Learn chapter 1 and 2 complete.

Writing work:-

I) Fill in the blanks:-

- 1) The first set of teeth is called ____.
- 2) A tooth is made up of two parts ____ and ____.
- 3) Fungi such as ____ can be eaten.
- 4) Ringworm is caused by ____.
- 5) Hardest part of teeth is ____.
- 6) ____ and ____ are called protective foods.
- 7) ____ the food well before swallowing.

II) Answer the following questions:-

1. Importance of fruits and vegetables in our Diet.
2. Write a short note about the Teeth.

Social Science:-







- Make a project on Means of transportation (Roadways, Railways, Waterways and Airways)
- Write 10 interesting things about Union Territories.

I.T.:-

- Learn following Shortcuts (Ms Word 2019)

To do this	Press
Open a document.	Ctrl+O
Create a new document.	Ctrl+N
Save the document.	Ctrl+S
Close the document.	Ctrl+W
Cut the selected content to the Clipboard.	Ctrl+X
Copy the selected content to the Clipboard.	Ctrl+C
Paste the contents of the Clipboard.	Ctrl+V
Select all document content.	Ctrl+A
Apply bold formatting to text.	Ctrl+B
Apply italic formatting to text.	Ctrl+I
Apply underline formatting to text.	Ctrl+U
Decrease the font size by 1 point.	Ctrl+Left bracket ([)
Increase the font size by 1 point.	Ctrl+Right bracket (])
Centre the text.	Ctrl+E
Align the text to the left.	Ctrl+L
Align the text to the right.	Ctrl+R
Cancel a command.	Esc
Undo the previous action.	Ctrl+Z
Redo the previous action, if possible.	Ctrl+Y
Split the document window.	Ctrl+Alt+S

- Read Chapter 3 (Browsing the Internet)
- Make Given Diagram with different colours on A4 Sheet or Drawing Sheet

Flowchart Symbols and their Functions		
	Start/Stop Box	It is used at the beginning and end of the flowchart.
	Input/Output Box	It is used for accepting input or giving output of the program.
	Processing Box	It is used for writing the processing instructions and doing calculations.
	Decision/Condition Box	It is used for checking or applying any condition in the program.
	Flow Lines	These arrows are used to connect the various geometrical symbols in a flowchart. Flow lines show the direction in which the program is moving.
	Connectors	These are used to connect one part of the flowchart to another.

ART & CRAFT:-

1. Pencil Shading (Different Tones of shads)
2. Object Drawing - Glass
3. Surahi
4. Mango

5. Apple (Merging and Blending of colours).

6. Birds (Merging and Blending of colours).

Note:- Do all above work in art book



TALENT TREE SCHOOL, MEHAM

Common Sentences for Speaking Skill

1. Believe me.
2. Call me back.
3. As soon as possible
4. Give me a hand.
5. I do not understand.
6. I do not mean it.
7. How much is it?
8. How old are you?
9. How was your weekend?
10. What did you say?
11. What do you need?
12. What do you think?
13. What do you want to do?
14. What do you want?
15. What's the weather like?
16. Where are you going?
17. Is all good?
18. Is everything OK?
19. What are you doing?
20. Absolutely not.
21. I have no idea.
22. I agree.
23. I'm at home.
24. It's on the tip of my tongue.
25. It's ok.
26. It really takes time.
27. It's all up to you.
28. No, I don't want.
29. See you.
30. See you next time.
31. So I do.
32. I decline!
33. What's your e-mail address?
34. What is your job?
35. What's your name?
36. What's your phone number?
37. What is going on?
38. When is the train leaving?
39. How can I go to the town centre?
40. Where are you from?
41. I just made it.
42. Enjoy yourself.
43. Follow me.
44. God bless you.
45. It's very thoughtful of you.
46. Mind your own business.
47. That is awesome!
48. Keep up the spirit higher.
49. Are you sure?
50. It was really nice to meet you.



TALENT TREE SCHOOL, MEHAM

Interaction with a Guest:-

1. Greetings (Good morning/ afternoon / evening uncle/ aunty)
2. How are you?
3. Please come in/ I am glad to meet you.
4. Let me bring a glass of water for you. / What would you like to take tea or coffee?
5. How is _____ doing? (If you know his/her kid)
6. I am trying to perform my best. (If asks about your studies)
7. I love to _____ , _____ , _____ (If asks about your hobbies)
8. I have done my best, rest we'll get to know after result. (If asks about your exams)
9. Kindly join us for Breakfast/ Lunch/ Dinner.
10. (During Departure) Bye uncle/aunty, It was fun/nice to meet you. Please visit frequently.

Interaction with Helpers:-

1. Greetings (Good morning / afternoon / sir / ma'am)
2. Say, Excuse me sir/ ma'am. (Whenever you interrupt / disturb them)
3. Say, Thank you. (Whenever they help you.)
4. Say, Sorry. (If you have increased their work.)
5. For e.g.: - a) I am sorry ma'am; I have spilt water on floor will you please mop the floor.
b) I am sorry that I have troubled you.
c) Thank you, sir/ma'am, for being a helping hand.



TALENT TREE SCHOOL, MEHAM

Worksheet

Class- IV

Subject: Mathematics

Ques.1. Fill in the blanks.

- Roman numeral for 725 is _____.
- 18484 rounded off to the nearest 100 is _____.
- The successor of the greatest 5-digit number is _____.
- $14 \times 8 =$ _____
- The smallest 6-digit number formed using digits 3,5,0,4,6,7 is _____.

Ques2. Solve the following.

- Arrange the following numbers in descending order.

25,561; 75,708; 45,568; 95,699; 35,943

- Write next two numbers to complete the following series by skip counting in 1000s.

3413, 4413, 5413, _____, _____, _____

- Use symbol $<$, $>$ or $=$

- 2,735 _____ 1,488
- 91,725 _____ 92,759
- 12,346 _____ 12,346
- 6,175 _____ 5,716

- Solve the following.

a) $4,566 + 1,233 + 2,536$

b) $5,000 - 3,659$



TALENT TREE SCHOOL, MEHAM

English Worksheet

Topic: The Sentence

1. Write four kinds of sentences for each image given below:











2. Rearrange the words to make a meaningful sentence and write down its type also:

i) maths he good is at very

ii) surely you succeed will work you hard if

iii) plays guitar my well very friend

iv) is mother my why angry?

v) the close door behind you

vi) How this beautiful is view !

vii) who owner the is of house this?

viii) am student I a of class fourth

ix) Oh! lost match the we have

x) give me book your please

3. Read the following sentences and put the correct punctuation marks and state whether its a statement, question, command, request or exclamation:

i) Where are you going

ii) How dirty your dress is

iii) What a stupid boy he is

iv) Don't run in the corridors

v) Answer the question

vi) Who is the discipline monitor of your class

vii) Be kind and humble

viii) Please let me go

ix) Mohan goes to school everyday

x) We are having an exhibition in our school tomorrow

4. Add suitable predicates in order to form meaningful sentences:-

i) My school _____

ii) Those chairs _____

iii) The temple _____

iv) My holidays homework _____

v) My grandparents _____

vi) Those children _____

5. Write down suitable subjects for the given predicates:-

i) _____ is a device used to preserve edible articles for a longer time.

ii) _____ is a teacher.

iii) _____ is treating the patients.

iv) _____ is the king of the jungle.

v) _____ was a young wizard of Hogwarts: The school of magic.

vi) _____ is called the Switzerland of India.